PORT OF MORROW

REGULAR COMMISSION MEETING

Riverfront Center, #2 Marine Drive Boardman, Oregon



November 10, 2026
1:30 p.m.

AGENDA

Zoom meeting information is available on our website.

PORT OF MORROW

Regular Commission Meeting
November 10, 2026, 1:30pm
2 Marine Dr., Boardman, OR 97818

I. CALL TO ORDER AND INTRODUCTIONS

CONFLICTS OF INTEREST DECLARATIONS

II. PUBLIC COMMENT PERIOD

III. CONSENT AGENDA
- A. October 15, 2026 Regular Commission Meeting Minutes

IV. OLD BUSINESS
- A. CDA Update
- B. Morrow County Clean Water Consortium Update
- C. Strategic Business Plan Update
- D. Resolution 2026-12 – Legal Policy
- E. Other

V. NEW BUSINESS
- A. Audit Report – Chelsea Hewitt CPA
- B. Other

VI. STAFF REPORTS
- A. Projects Update
- B. Maintenance Update
- C. SAGE Center Update
- D. Financial Update
- E. Usage Reports
- F. Other

VII. OTHER REPORTS
- A. Willow Creek Valley Economic Development Group
- B. BCDA
- C. ICABO
- D. Other

VIII. FOR THE GOOD OF THE ORDER

IX. UPCOMING EVENTS:

November 20th	11:30am	POM Employee Holiday Luncheon
December 9th	1:30pm	POM Regular Commission Meeting
December 11th	5:30pm	POM Employee Holiday Dinner

AGENDA

Zoom meeting information is available on our website.

Next Resolution 2026-13

The meeting location is accessible to persons with disabilities. A request for an interpreter for the hearing impaired or for other accommodations for persons with disabilities should be made at least 48 hours before the meeting to Brandy Warburton @ (541) 481-7678.

Port of Morrow provides the option for Zoom Translated Captions.
Instructions: https://support.zoom.us/hc/en-us/articles/6643133682957-Enabling-and-configuring-translated-captions

Regular Commission Meeting Minutes
October 15, 2026 – 9:00 AM
2 Marine Drive, Boardman, Oregon 97818

I. CALL TO ORDER AND INTRODUCTIONS

Commissioner Murray was not present.
Rick Stokoe called the meeting to order at 9:00 a.m.

Commissioners Present:	Rick Stokoe, Kelly Doherty, Joel Peterson, and Jerry Rietmann. John Murray was absent.
Staff Present:	Lisa Mittelsdorf, Eileen Hendricks, Mark Patton, Miff Devin, Anna Browne, Tim Patton, Jeff Wilson, Chad Snyder, Marcine Brangham, Jeff Montgomery, Brandy Warburton, and Erika Morton
Visitors Present:	Jonathan Tallman
By Zoom Meeting:	(Guests) George Cress, Sam Tucker, Cody Vavra, Joe Mitzel, Nick Graue, Lauryn Geurrissi, Aaron Palmquist, Michael Miller, Jim Doherty (x2), Jordan Krouse, Justin Nelson, Griffin Beach, Android user, Isavel Gonzalez

Conflict of Interest Declarations

Kelly stated that if there is discussion regarding the resolution, she may possibly have a conflict of interest and would like to have it pulled off the agenda until everyone has time to review it.

II. PUBLIC COMMENT PERIOD

– Jonathan Tallman said he wanted to speak. He was asked if he had completed a request to give a public comment and he responded no and proceeded to question Port policy and OAR. Mr. Tallman was asked several times to please follow Port policy for public comment and he refused each time, insisting stating his name was enough. He then addressed the commission regarding *Resolution 20-2026* [*sic*], alleging that several commissioners and staff members had conflicts of interest due to OGEC complaints and litigation matters. Rick Stokoe asked Mr. Tallman to leave if he wouldn't abide by Port policy. Mr. Tallman refused to comply and continued speaking and arguing.

Rick recessed the meeting until order could be restored. After approximately 46 minutes, Commissioner Stokoe reconvened the meeting.

III. CONSENT AGENDA

A. September 9, 2026, Regular Commission Meeting Minutes

Joel made the motion to approve the consent agenda as presented. Jerry seconded the motion. No further discussion was had. The motion passed unanimously.
Joel Peterson – Yes
Rick Stokoe - Yes
Kelly Doherty – Yes
Jerry Rietmann - Yes

IV. OLD BUSINESS

A. CDA Update – Joel gave the CDA update. At the last CDA meeting, they discussed the programmatic agreement, the parcel transfer, audits, the road project grant, purchase and sale agreement, and the letter sent to Greg with a repayment address. Lisa read a report from Emily highlighting the purchase and sale agreement, a Morrow County land use update, the upcoming auction, and an ODOT update about the road project.

B. Morrow County Clean Water Consortium Update – Jerry reported that the next meeting has been postponed until the 20th. We have bids for design to evaluate. Lisa also commented regarding discussions between the City and the County and a proposal to form a water district. Kelly asked about the process involved with setting up a district and there was a brief discussion.

C. Strategic Business Plan Update – Lisa said we received approval from the State of Oregon for a $50,000 grant and we will move forward with the RFP process. We will have an opportunity to apply for a second grant.

D. Secondary Treatment Update – Aqua – Nick Graue from Aqua Engineering gave a status update. The design has been finalized and 100% design was submitted to DEQ four months ahead of the schedule. DEQ comments were received Monday, October 12, and there will be a meeting with Port staff to review those. He turned the presentation over to Cody Vavra who shared a visual virtual demonstration on how the system works. The Aqua team answered questions from the commission following the presentation.

E. Other
No other old business was discussed at the time.

V. NEW BUSINESS

A. Resolution 2026-12 – Legal Policy – Rick mentioned Kelly's earlier concerns and request for time to review the policy and potential conflict of interest. Jerry expressed that everyone might have a potential conflict of interest, but it is a valid item to discuss. Rick and Joel also provided their thoughts. They agreed that they'd like to discuss the policy

but want to wait for voting. They would like to seek legal counsel. Kelly doesn't want to discuss it until she's had time. Lisa said we could wait and Misha could be available next month to answer questions and discuss the policy with commissioners.

The consensus was to table the policy for discussion.

B. Other
No other new business was discussed at the time.

VI. STAFF REPORTS – Staff reports are included in the packet, and the project maintenance updates will be provided during the tour.

VII. OTHER REPORTS

A. WCVEDG – No one available

B. BCDA – Report is in the packet

C. ICABO – Jerry said that they just started meeting again and there's nothing to report.

VIII. FOR THE GOOD OF THE ORDER

IX. UPCOMING EVENTS:

October 15		POM Commission Tour – following Regular Meeting
November 11	1:30 PM	POM Regular Commission Meeting

November 11 is a holiday. The meeting was rescheduled for November 10 at 1:30 PM.

Kelly asked Eileen about a statement of net position. She said it's the draft of their financial statement for their review. She requested the commission look it over and let her know if there are any questions. We would like to send it to the auditors next week.

X. EXECUTIVE SESSION

Rick read the following statement and recessed the regular session at 10:30 AM.

The Port will hold an executive session meeting for the permissible reason(s) stated below under ORS 192.660(2). Representatives of the news media and designated staff and other persons shall be allowed to attend the executive session. All other members of the audience will be asked to leave the room. The public virtual Zoom Meeting link will be closed during the executive session as permissible executive session meetings are not subject to HB2560. Representatives of the news media are specifically directed not to report on any of the deliberations during the executive session, except to state the general

subject of the session as previously announced. No decision will be made in this executive session. At the end of the executive session, we will return to open session and welcome the audience back into the room in-person and open the public virtual Zoom Meeting link again.

A. For the Purpose of Consultation with Counsel Concerning the Legal Rights and Duties of a Public Body with Regard to Current Litigation or Litigation Likely to be Filed – ORS 192.660 (2)(h)

Rick reconvened the meeting at 11:20 PM. He called for a motion to create a litigation subcommittee.

Jerry expressed that he was interested and available.

Joel made the motion to form a litigation subcommittee consisting of John Murray and Jerry Rietmann. Kelly seconded the motion. Kelly stated she wants to make sure everything is done legally and between the lines and make sure ethics are taken into consideration. The motion passed unanimously.
Joel Peterson – Yes
Rick Stokoe - Yes
Kelly Doherty – Yes
Jerry Rietmann - Yes

Rick announced the Port tour. There was discussion about when to adjourn or recess the regular meeting. The regular meeting will be adjourned after the tour. The commission departed to take the informational tour of Port projects at 11: 23 AM. No decisions were made during the tour.

Tour attendance included: Mark Patton, Kelly Doherty, Jerry Rietmann, Rick Stokoe, Tim Patton, Erika Morton, Miff Devin, Chad Snyder, Jeff Wilson, Joel Peterson, Jason Hendricks, Natasha Rockwell, Brandy Warburton, Carmen Mendoza, Lisa Mittelsdorf, Jeremie Whitesell (driver)

After the tour, the commission assembled in the commission meeting room. Rick thanked staff for the tour and noted that there are many positive things happening for the Port of Morrow and a lot of work that makes it happen. Rick adjourned the meeting at 1:49 PM.

Submitted by:

John Murray, Commission President

Lisa Mittelsdorf, Executive Director

PORT OF MORROW
POLICY ON RETAINING LEGAL COUNSEL FOR PROCEEDINGS
BEFORE THE OREGON GOVERNMENT ETHICS COMMISSION

Resolution 2026-12

Whereas, the Port of Morrow Commission finds that agents of the Port of Morrow should be represented by competent legal counsel in proceedings before the Oregon Government Ethics Commission;

Whereas, the Port of Morrow Commission finds that agents of the Port of Morrow should not be burdened with expenditure of personal funds to retain legal counsel when proceedings before the Oregon Government Ethics Commission arise from conduct undertaken in good-faith performance of their roles;

Whereas, the Port of Morrow Commission finds that it is an appropriate use of public funds to retain counsel for and to defend the Port of Morrow's agents in proceedings before the Oregon Government Ethics Commission arising from conduct undertaken in good-faith performance of their roles; and

Whereas, the Port of Morrow Commission and each of its members individually acknowledge that adoption of this policy gives rise to a potential conflict of interest under ORS 244.120(2)(a) because it may in the future result in avoidance of a financial detriment to a member whose conduct is the subject of an Oregon Government Ethics Commission proceeding; and, thus, hereby so announce as required; now, therefore,

The Port of Morrow adopts the following Policy.

1. Definition. As used in this Policy:

A. "Agent" shall be defined as a Port of Morrow employee, commissioner, or designated volunteer acting within the course and scope of their role for the Port of Morrow.

B. "Proceeding" shall be defined as any grievance, complaint, alleged violation, preliminary review, investigation, or contested case.

2. Policy.

A. The Port of Morrow shall retain counsel for and defend its agent with respect to any proceeding before the Oregon Government Ethics Commission or appeal arising from a proceeding of the Oregon Government Ethics Commission where it appears to the Executive Director (or a designee) that the conduct from which the proceeding or appeal arises was undertaken in good-faith performance of the agent's role.

B. If the Executive Director has an actual or potential conflict of interest pursuant to ORS 244.120, he or she shall recuse from making the determination provided in Section 2.A. and another decision-maker shall be designated.

C. The Port of Morrow shall be responsible for paying all expenses arising from this Policy.

3. Effective Date. This Policy shall be effective immediately upon adoption by the Port of Morrow Commission but shall not apply to proceedings before the Oregon Government Ethics Commission that are already in existence.

Adopted this 10th day of November, 2026.

President	Secretary

Maintenance Shop Update

Current and upcoming Projects:

1. All PDX sites landscape improvements. Working on PDX 62
2. Install gravel walking paths around all fire hydrants at airport
3. New road for BPA at airport, done
4. Field mowing, in process
5. Fence partially around slip 1, in progress
6. Starting training for new water filtration plants. On going
7. Start of winterization season of POM facilities, done
8. Shoulder clean up of airport roads.
9. Shop yard improvements
10. Holiday lights and decorations

SAGE CENTER & EVENT CENTER BOARDMAN, OR

Commission Report for October 2026

- TOTAL Count: 5,871

October General Summary

October was a successful month at the SAGE Center & Event Center, highlighted by the Morrow County Harvest Festival, Boardman Chamber Candy Crawl, and continued positive event feedback. Progress continued on several exhibit improvements, including the Key Ingredient Theater, Barge Basics, and Community Room, along with preparations for the SAGE On The Go van wrap. Marketing and community outreach remained strong, while the Event Center reached 221 events and approximately 20,308 guests year to date.

Facility Usage- 4,474

- **Event Center:** 34 events | 4,387 guests
- **Educational Visits:** 205 students | 3 educational visits
- **Museum Visitors:** 868 Guests (453 SAGE tours | 415 Tesla/Welcome Center)
- **AWS TBS Classroom:** 399 / 12 students/educators
- **SAGE Events:** 800 (Harvest Festival), 2400 (Boardman Candy Crawl)
- **Outreach/ Events:** Morrow County Harvest Festival

Marketing & Outreach-

- Scheduled posts on platforms such as Facebook, Instagram & LinkedIn.
- Monthly email newsletter featuring upcoming events, recaps and news.
- Radio advertisements on 103.5 K Wheat
- Video advertisement on KNDU morning & evening news.

Exhibit/Facility Updates:

- **Barge Basics Exhibit**
  - We are in the process of executing an agreement with OMSI and the Eastern Oregon Workforce Board for funding to be utilized on this exhibit.

- **Key Ingredient Theater**
  - Erika and Angel have completed the first round of filming with Boardman Foods, Amazon, Umatilla Electric, and Tillamook.
- **$500 Dollar & a Dream Exhibit**
  - The monitor has been mounted to the wall in the exhibit area, now we will focus on updating images.
- **Community Room**
  - We are near approval of the final concept provided by Creative Hut including the materials list and room decals.

Operations Updates

- **SAGE On The Go** (outreach to schools)
  - The final draft of the van wrap is pending approval and expected to be installed soon.
- **Morrow County Harvest Festival**
  - The annual harvest festival was well attended with increased participation from artisan and kids corner vendors. This year sponsorship increased from prior years.
- **BC Candy Crawl**
  - We supported the Boardman Chamber with the annual candy crawl at the SAGE Center & Event Center.
- **Museums of the Gorge**
  - Our team attended the biannual meeting, networking and learning from area museum professionals.
- **Event Center**
  - We are showing consistent positive feedback and event ratings.
  - Year to Date: 221 events/meetings held, hosted approximately 20,308 people thus far.

If you have any questions or concerns regarding this update, please feel free to contact **Angel Aguilar, SAGE Center & Event Center Manager (angel.aguilar@portofmorrow.com),** at any time. I welcome your input and will be happy to provide additional information as needed.

Communications Update – November 2026

- Social Media Posts & Reels
- SAGE Center Key Ingredient video production updates
- Thanksgiving and annual holiday dinner invitation design
- Meeting minutes and videos
- Port Project Photos
- Monitoring news sources
- Website Updates
- Monthly recurring/special ads
    - SAGE Center
    - Marker 40 Golf Club

October 2026 Facebook Analytics

ore.

Facebook ▾ | Last month: Oct 1, 2026 - Oct 31, 2026 ▾

Content overview

Breakdown: Organic/ads ▾

All | Posts | Stories | Reels | Live

Views	3-second views	Content interactions	Watch time
130.6K ↑ 24.1%	7.9K ↑ 75.7%	944 ↓ 8.3%	1d 22h ↑ 111.6%

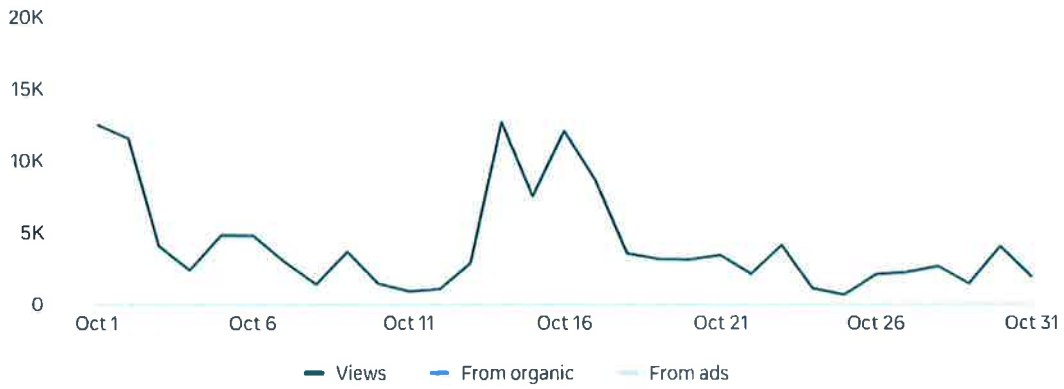

Views breakdown

Oct 1 - Oct 31

Total
130,562 ↑ 24.1%

From organic
130,562 ↑ 24.1%

From ads
0 0%

Viewers
26,765 ↑ 44.1%

Top content by views

Boost content | See all content



Please welcome Megann to the Port o...
Fri Oct 16, 10:00am
12.1K 116 7 1



A better view helps our team move every loa...
Tue Oct 13, 4:40pm
8.5K 66 0 4



Forklift Operator Training is BACK!...
Wed Oct 14, 12:19pm
5.5K 15 1 19



For Water Professionals...
Mon Oct 5, 3:00pm
5.1K 25 0 1



We're proud to recognize Jim Girvin...
Fri Oct 2, 10:00am
4.9K 22 0 3



Wo Wedne
Wed Oct
4 1

Performance

October 6, 2026 - November 2, 2026

Views

Views

98.0K ↓ 10.8%



From followers **19.9%** ↓ 14%

From non-followers **80.1%** ↑ 4.2%

Viewers **22,909** ↑ 21.5%

Follows

Follows

34 ↑ 25.9%



Unfollows **5** ↓ 16.7%

Net follows **29** ↑ 38.1%

Visits

Facebook visits

2.5K ↑ 39.7%



Interactions

Content interactions

717 ↓ 26.9%

From followers **296** ↓ 36.5%

From non-followers **421** ↓ 18.3%

Videos and reels

3-second views

6.4K ↑ 36.9%

Watch time **1d 17h** ↑ 93.4%

Conversations

Conversations started

2 ↑ 100%

New contacts **2** ↑ 100%

Response rate **0%** ↓ 100%

All content

Create post

Filter | Search by ID or caption

Title	Views	Viewers	Likes and reactions	Shares	Interactions
 Please welcome Megann to the Port of Mo... Photo • Port of Morrow Boost	12,114	7,799	116	1	124
 A better view helps our team move every lo... Reel • Port of Morrow Boost	8,469	7,036	66	4	77
 Forklift Operator Training is BAC... Photo • Crossposted • Por... Boost	5,494	3,289	15	19	39
 For Water Professionals Appreciation Wee... Photo • Port of Morrow Boost	5,078	3,220	25	1	26
 We're proud to recognize Jim Girvin and Eri... Multi media • Port of Morrow Boost	4,948	2,427	22	3	26
 Workforce Wednesday | Job Opening Hi... Photo • Port of Morrow Boost	4,940	2,980	6	18	24
 Meet Stephanie! Stephanie recently joined ... Photo • Port of Morrow Boost	4,452	2,782	39	0	42
 We are hiring a full-time SAGE Cente... Photo • Crossposted • Por... Boost	4,292	2,361	12	17	30
 Did you know? The Port of Morrow is buildi... Multi media • Port of Morrow Boost	3,989	2,562	31	1	33

Audience

Demographics **Trends** Potential audience

Follows 41 ↑ 36.7%

Returning viewers 2 ↑ 100%

Based on last 28 days

Engaged followers 0 0%



Followers breakdown

Oct 1, 2026 – Oct 31, 2026

Unfollows 4 ↓ 42.9%

Net follows 37 ↑ 60.9%

Followers Lifetime 1,842

Total followers at the end of September 1,809

YouTube Analytics – October 2026

Views	Watch time (hours)	Subscribers
815	5.8	—
43% less than Aug 31 – Sep 30, 2026	*About the same as Aug 31 – Sep 30, 2026*	

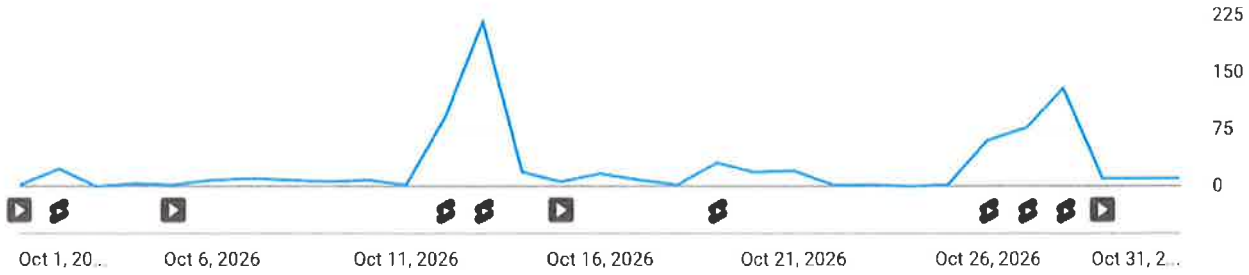

See more

Your top content in this period

	Content	Average view duration	Views
1	 Inside POM Warehousing: Safety at Every Level Oct 13, 2026	0:32 (39.1%)	241
2	 Inside the Warehouse: Evolving Technology. Lasting Teamwork. Oct 27, 2026	0:25 (44.3%)	94
3	 Happy National Farmer's Day Oct 12, 2026	0:13 (47.8%)	92

Marker 40 Golf Club

2026	Jan	Feb	March	April	May	June	July	Aug	Sept	Oct	Nov	Dec	Total
Rounds of Golf	93	161	478	697	706	667	698	701	570	347			5118
Members	83	109	233	231	258	391	282	447	315	298			2647
POM Employee	15	38	50	60	73	53	64	55	51	38			497
Total Rounds	**191**	**308**	761	988	1037	1111	1044	1203	936	683			8262
Cart Rental	46	91	290	381	381	466	447	440	297	227			3066

	2025	2024	2023	2022	2021
Rounds of Golf	5336	4594	3348	3362	3501
Members	3445	2541	2582	2525	2387
POM Employee	738	399	369	408	462
Total Rounds	9519	7534	6299	6295	6589
Cart Rentals	3470	2908	2557	1808	2279

Total Memberships 2026

Memberships	Single	Couple/Family	Associate	Junior	Returning	POM Add on
2026	14	14	2		28	3

Upcoming Events:

- Fall hours are 8am - 5pm

Past Events:

- Night Golf brought out 45 golfers

Notes: The **Rounds of Golf** total represents all paid rounds for the month. This includes 9-hole rounds, 18-hole rounds, additional 9-hole rounds, youth golf, and event participation. The **Members/POM Golf** total reflects the number of members or POM employees who checked in to golf during the month, rather than the number of rounds or holes they played. For example, one member may check in and play 27 holes, while another may only play 9 holes; each would still be counted once in the Members/POM Golf total

Port of Morrow Commission Meeting November 10th, 2026

Port of Morrow Warehousing Monthly Report: October 2026

# of Employees	55	
Starting Tonnage	68,611,251	
Ending Tonnage	77,017,934	
# of Pallets in Storage	44,010	
Inbound Trucks	1,041	Year to date: 7895
Outbound Trucks	813	Year to date: 7746
Outbound Rail	56	Year to date: 451
Shipment Accuracy	100.00%	
# of OB Trucks Turned on Time	94.90%	
# of IB Trucks Turned on Time	99.5%	
# of Loss Time Injuries	**0**	

Notes:

For October the warehouse handled 76.8 mil lbs. Up 5.0 mil lbs. YOY

EOM Tonnage 77.0 million lbs. Down 2.3 Mil Lbs. YOY

Cooler is at 24.5 mil. Lbs. - Capacity 95% 9,510 Pallets filled.

Dry Storage 98% capacity. 2,786 pallet position filled.
Working on Productivity tool for the warehouse. Working with our Warehouse Management Systems IT on this project.

We hired an 1 admin staff and 5 forklift operators this last month.

Dry Storage - Side A has been re-opened for the warehouse to start using, working on getting the facility back to GMP standards.

October 26th to 28th Jeff and Marcine will be attending GCCA Cold Chain Connection Pacific – Seattle. Cold Chain Connection was very informational and allowed us to network with other warehouse operations. Warehouse round table was good, discussed the fustrations everyone is having in regards to staffing, customers demands, and maintance of our facility's. trying to keep up with FSMA standards.

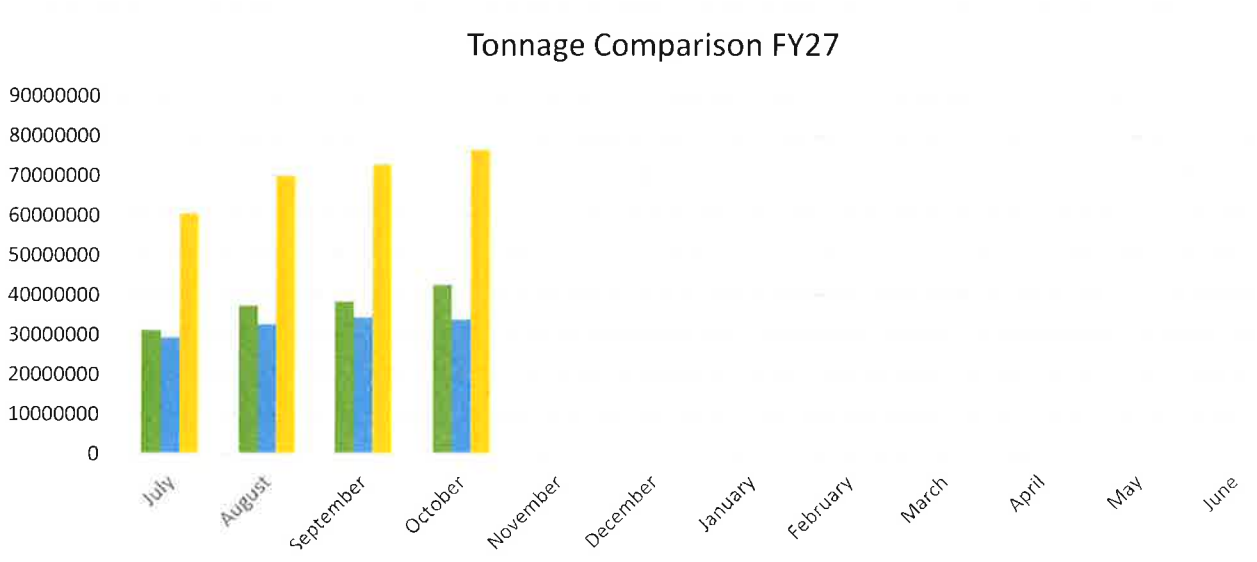

PORT OF MORROW
WORKFORCE DEVELOPMENT

Port Commission Report for Workforce Development

November Meeting 2026

Tours

-Hosted Port/Threemile tour with Oregonians for Food and Shelter group

Continuing Education Classes

Forklift training class, November 18th...currently filled at 14 with a waitlist

School Connections

-Job Shadow Day placement meetings with all RHS seniors











Hosted job shadow day with 88 RHS seniors and 35 businesses

Partner/Business Connections

Meeting with a variety of workforce development partners to establish relationships and gain knowledge about combined activities and plans for future partnerships. Agencies include:

-Coordinated meeting OSU/ASU faculty regarding industrial symbiosis planning activities

-Attended regional childcare discussion in Heppner

-Met with BMCC Foundation Director

-Meetings with AWS to plan their job shadow day presentation

-Meetings with AWS team to plan January Job Fair Mixer

-Hosted regional workforce discussion with EOU President Kelly Ryan, 25 local industry partners attended to discuss workforce needs

-Attended 3 ISTA statewide industrial symbiosis planning meetings

-Hosted monthly Industrial symbiosis consortium meeting

-Families First board meeting and check in meeting

-Hosted BMCC President Mark Browning for discussion regarding workforce training center needs

Job Seekers/Student Engagements

-9 job seeker in-person meetings, 22 emails/messages, 12 phone calls.

-Updated monthly job opportunities website and marketing

-social media updates

-Assisted communications with monthly social media and other articles

Professional Development

-Attended quarterly HECC-Advanced Manufacturing Consortium meeting

-Attended the Oregon Economic Development Association Conference

-Attended BMCC Foundation Bi-monthly meeting

-Anna is serving on the BMCC Foundation Board of Directors, and as the scholarship committee chair

PORT OF MORROW

DISCHARGE | GALLONS

MONTH	2023-2024	% OF FRESHWATER	2024-2025	% OF FRESHWATER	2025-2026	% OF FRESHWATER	2026-2027	% OF FRESHWATER
JULY	263,329,992	67%	227,572,720	60%	203,289,466	63%	190,010,814	61%
AUGUST	295,516,306	67%	239,290,170	58%	225,905,521	69%	199,855,275	62%
SEPTEMBER	272,338,346	74%	229,676,280	62%	206,611,075	66%	190,624,909	67%
OCTOBER	253,506,078	72%	233,118,110	70%	196,483,626	66%	193,360,774	75%
NOVEMBER	202,962,783	63%	191,010,520	69%	178,871,914	70%		
DECEMBER	192,324,105	63%	165,165,100	61%	167,227,950	71%		
JANUARY	217,266,150	76%	143,447,950	49%	172,252,439	80%		
FEBRUARY	191,415,330	69%	109,689,733	42%	150,340,524	89%		
MARCH	223,890,110	72%	188,474,904	60%	191,220,646	73%		
APRIL	228,491,570	72%	177,395,970	58%	173,421,585	76%		
MAY	210,109,950	78%	185,667,167	72%	161,462,126	66%		
JUNE	230,573,430	66%	203,241,012	69%	185,650,026	65%		
TOTAL	2,781,724,150		2,293,749,637		2,212,736,898		773,851,772	
% Comparison to Prior Year			82.46%		96.47%		92.98%	

** MAY 2026 DISCHARGE CORRECTION -17,856,923.00

** JUNE 2026 DISCHARGE CORRECTION -16,408,055.00

FRESH WATER USAGE

PORT OF MORROW

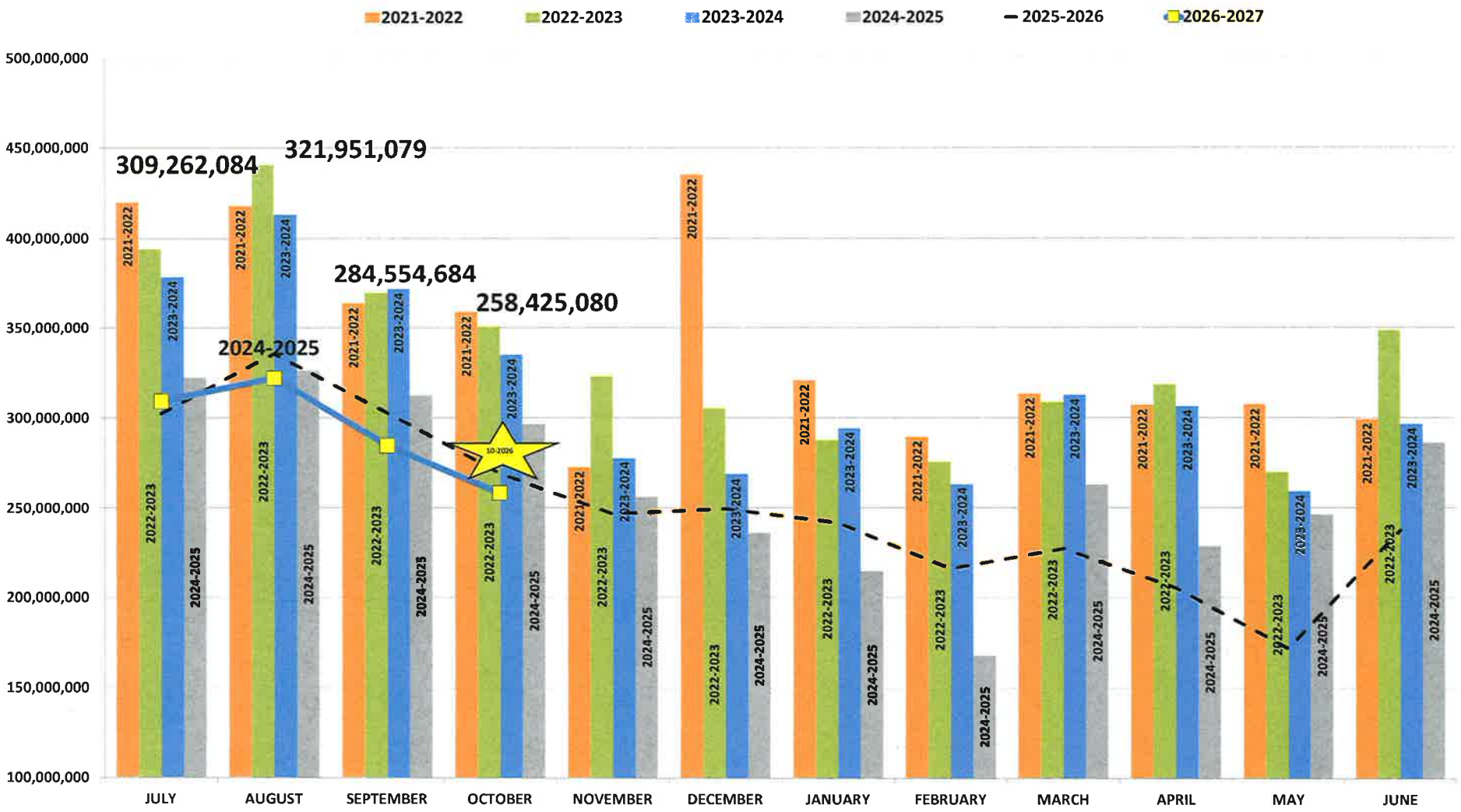

PORT OF MORROW

FRESHWATER USAGE | GALLONS

MONTH	2018-2019	2019-2020	2020-2021	2021-2022	2022-2023	2023-2024	2024-2025	2025-2026	2026-2027
JULY	377,176,782	364,996,361	282,798,613	420,156,033	394,099,327	378,296,544	322,458,735	302,585,090	309,262,084
AUGUST	408,700,950	394,447,003	393,308,568	418,092,877	440,610,549	413,250,789	326,234,493	335,549,576	321,951,079
SEPTEMBER	371,555,364	376,316,538	361,824,007	363,337,404	369,222,300	371,553,776	312,601,627	302,821,721	284,554,684
OCTOBER	322,276,471	329,412,865	316,338,088	358,621,863	350,597,015	335,008,670	296,490,913	269,353,977	258,425,080
NOVEMBER	328,108,354	340,867,947	303,106,812	272,661,760	322,925,308	277,795,184	256,372,887	246,699,402	
DECEMBER	263,833,618	325,237,392	304,861,310	435,165,524	305,451,594	269,232,266	236,214,824	249,577,417	
JANUARY	327,697,612	313,780,888	295,170,832	320,528,880	287,611,055	294,225,537	214,740,475	241,777,937	
FEBRUARY	279,727,769	268,354,892	279,800,684	289,225,101	275,594,810	263,544,967	168,166,879	215,933,750	
MARCH	343,631,014	340,085,377	305,167,862	313,115,041	308,887,380	312,744,328	263,196,106	227,301,394	
APRIL	292,554,567	284,196,934	276,225,507	307,025,023	318,554,548	306,512,421	228,653,211	205,168,913	
MAY	282,013,206	281,976,127	261,617,601	307,398,660	270,102,512	259,540,515	246,478,165	171,916,781	
JUNE	324,088,125	205,849,813	294,769,136	299,098,094	348,642,687	296,454,620	286,126,330	237,535,837	
TOTAL	**3,921,363,832**	**3,825,522,137**	**3,674,989,020**	**4,104,426,260**	**3,992,299,085**	**3,778,159,617**	**3,157,734,644**	**3,006,221,793**	**1,174,192,927**
% Comparison to Prior Year		97.56%	96.07%	111.69%	97.27%	94.64%	83.58%	95.20%	97.02%

RAIL TARIFF REVENUE

PORT OF MORROW

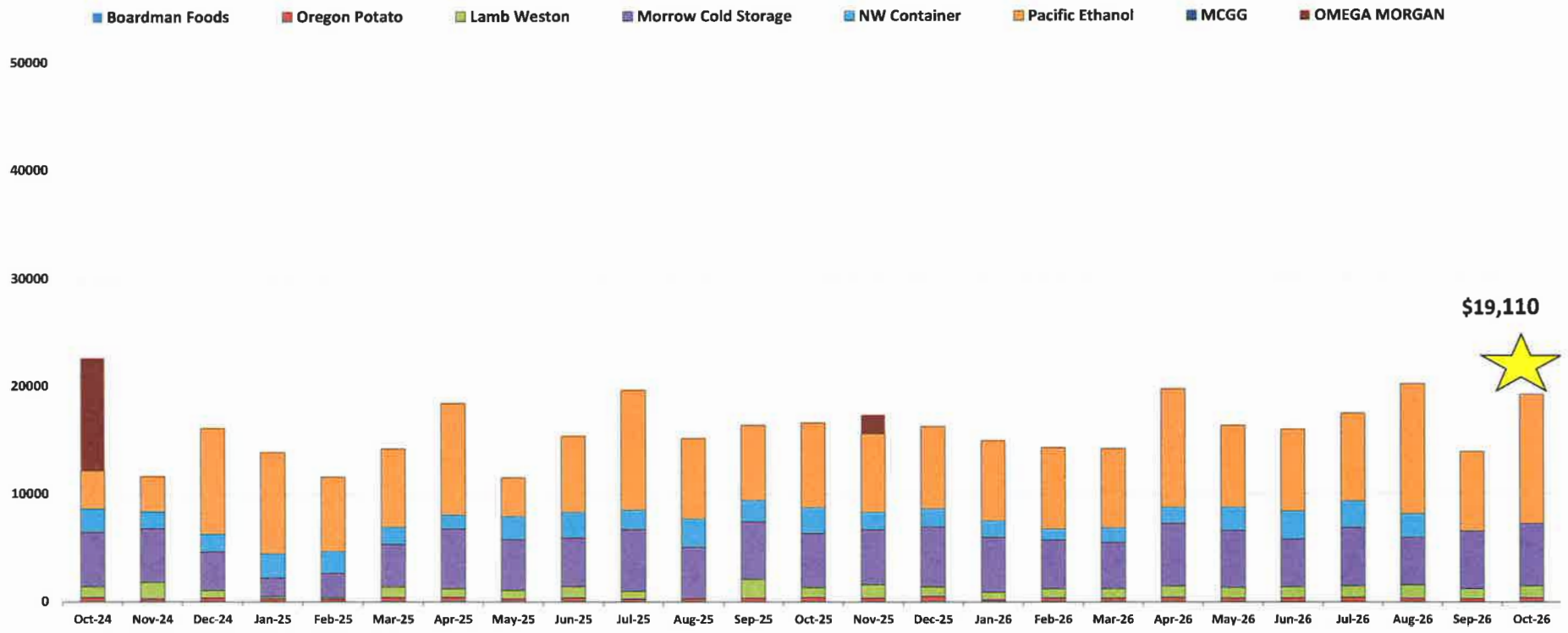

November 2026 Report

Recap of Events and Programs

Candy Crawl

The Boardman Chamber of Commerce hosted the Candy Crawl at the SAGE Center, attracting little over 2,200 people for a family-friendly evening of indoor trick-or-treating. Twenty local businesses participated by decorating the space and handing out candy, creating a fun and safe setting for children and families. The Chamber also distributed 965 books to participating youth to encourage reading and support childhood literacy. This book distribution was made possible through the support of Chamber Champions Program sponsors. The event brought families, businesses, and community partners together for a festive celebration.

Linktree

The Chamber is using Linktree as a central place to find registration links for Chamber programs and events, as well as events hosted by our members. By sharing one easy-to-access link, we hope to make it simpler for residents and visitors to discover what is happening in Boardman and sign up to participate.

Scan the QR code to view our Linktree:

GrowthZone Member Login Reminder

The Boardman Chamber of Commerce has successfully transitioned from ChamberMaster to GrowthZone, our new membership, communications, and event management platform.

We encourage all of our members to activate their accounts and create their individual logins. Through the GrowthZone Member Information Center, you can:

- Register for Chamber events
- Update your contact and organization information
- Create and share job postings
- Submit press releases and community news
- Access member resources and manage invoices

Account activation instructions and login information can be found in the Chamber newsletter or in a direct email from the Chamber. If you need a new invitation or assistance accessing your account, please contact the Chamber office at 541-481-3014 or info@boardmanchamber.org.

2027 Visitor Guide

Only a few advertising spots remain in the 2027 *Experience Boardman Oregon* Visitor Guide, and time is running out to participate! The Chamber is partnering with Lunar Cow Publishing to produce the guide, scheduled for release in January 2027 and distribution across Oregon. Featuring Boardman's riverfront, outdoor recreation, events, dining, shopping, and lodging, the guide offers businesses an opportunity to reach travelers as they plan their visits.

Lunar Cow is contacting businesses directly about the remaining ad placements. Watch for an email like the example below regarding the official Boardman Visitor Guide and reserve your space before the remaining spots are filled.



Upcoming Events and Programs

Community Christmas Celebration

The Chamber is preparing for its annual Community Christmas Celebration on Saturday, December 5, 2026. Children are invited to have their picture taken with Santa, and the Chamber will give a candy cane and "The Night Before Christmas" book to each child who participates. We look forward to celebrating the season with Boardman families and will share more event details as plans are finalized.

4th Quarter Luncheon – December 17, 2026

The Boardman Chamber of Commerce will host its Fourth Quarter Membership Luncheon on December 17, with **Tillamook** serving as Title Sponsor. Scheduled guest speakers include **Kelly Morgan with Lamb Weston** and **Kristian Thornton with Eastern Oregon Workforce Board**. We thank supporting sponsors **UEC, AWS, Threemile Canyon Farms, and Good Shepherd Health Care System** for helping bring our business community together to connect, learn, and hear timely updates.

Tourism & Community Visibility Impact

The Chamber's events, visitor outreach, and business programs support its **Visibility, Voice, Value** framework. They increase Boardman's visibility as a place to visit, give local businesses a voice in community planning, and create value by connecting visitors with local places to stay, eat, shop, and explore.

Signature events give people a reason to visit Boardman and spend time in the community. The Visitor Guide and event promotions help turn that interest into visits to local businesses. Together, this work supports the future of the Boardman Chamber and the City of Boardman.

Upcoming Chamber Events

- Community Christmas Celebration – December 5, 2026
- 4th Quarter Luncheon | Title Sponsor Tillamook – December 17, 2026
  - DATE CHANGE!! This will be on a Thursday, due to Christmas!

For more information, please contact **Torrie Griggs, CEO,** at **541-571-2394** or email torrie@boardmanchamber.org. Visit www.boardmanchamber.org or call our office at **541-481-3014** for further details. **Follow our Social Media channels** – Facebook, Instagram, LinkedIn, and YouTube!!

BOARDMAN COMMUNITY DEVELOPMENT ASSOCIATION

Community Investment Projects and Programs

BCDA Boardman Business Opportunity Incubator Update

BCDA continues to advance the approximately $6 million Boardman Business Opportunity Incubator, anchored by a secured $1.5 million U.S. Small Business Administration grant. The project has officially reached the 30% Construction Documents phase, marking an important milestone as the design and development details continue to take shape.

BCDA is also working with the project's primary prospective tenants to confirm Letters of Intent to lease space in the building. These commitments will help demonstrate tenant interest and support the financing needed to move the project forward.

The planned two-story, mixed-use facility will feature retail storefronts, executive office space, medical and service-based opportunities, and dedicated business incubator suites. The project is designed to support small-business development—with an emphasis on women-, minority-, and low-income entrepreneurs—while expanding services, creating economic opportunities, and strengthening Boardman's local economy.

BCDA continues to pursue additional funding partnerships and financing tools needed to complete the full project investment.

Below is a conceptual design of the project. The design has not yet been finalized and remains subject to change.



Homebuyer Incentive Program

As of this reporting period, **53 applications** totaling approximately **$265,000** have already been reserved through the 2026 Homebuyer Incentive Program. With the continued value of this program, the board has approved to continue past our budgeted amount of $250,000 for 2026. The Homebuyer Incentive Program provides a $5,000 grant to qualifying homebuyers within the 97818-zip code, directly supporting workforce housing, encouraging homeownership, and contributing to long-term community stability. Since its inception in 2016, the program has invested more than $2.5 million into the community.

Pickleball Court Development

The Boardman Community Development Association continues to advance plans for an **eight-court pickleball complex**, which will now be located on the **west side of the Field House near Boardman City Hall**. The eight individual courts will be designed to accommodate community recreation, league play, and regional tournaments.

The new location provides access to existing infrastructure and supporting amenities, including public restrooms, parking, play structures, and other nearby recreational activities. This will help create a convenient, family-friendly recreation area while reducing the need to duplicate infrastructure.

The estimated project investment is approximately **$950,000**, as project expenses and infrastructure needs continue to expand. Current committed funding includes **$500,000 from the Morrow County Unified Recreation District**, including an additional $200,000 recently awarded to help address rising project costs, and **$50,000 from Amazon Web Services**.

BCDA continues to pursue additional grants, sponsorships, and community donations to fully fund this important project. Once completed, the complex will promote community wellness, enhance Boardman's livability, and attract visitors and regional tournaments.

Business Development

The Boardman Community Development Association (BCDA) continues to work with investors and developers to bring new businesses and amenities to Boardman. By sharing local opportunities, connecting prospective partners with community leaders, and helping projects move forward, BCDA is working to expand services, create jobs, and make Boardman an even stronger place to live, work, and visit.

BCDA Projects and Community Investment

Boardman Community Development Association | Project overview through September 2026

Over the years, BCDA has invested in the facilities, services, and opportunities that help Boardman families and businesses thrive. This snapshot includes completed investments, ongoing support, and projects in development.

Housing and Economic Development

- **Home Buyers Incentive Program:** $2.5 million invested in homebuyer assistance since the program began in 2012; grants help qualifying households purchase homes in the 97818 ZIP code.
- **Broadband $**1.5 million invested in broadband infrastructure and connectivity.
- **Business and Workforce Recruitment:** Ongoing work with investors, developers, employers, and partners to attract businesses, amenities, and workforce housing.
- **Studies and Planning Investment:** Traffic studies and hospitality and tourism studies to inform growth and future projects.

Recreation and Community Facilities

- **School and Youth Recreation Investments:** Basketball courts across the city, a new gym floor, bleachers, and basketball hoops at SBE. BCDA also provides $90,000 per year to Boardman Park and Recreation to cover youth sports costs for Boardman youth.
- **Field House:** BCDA supported construction and continues to operate the facility. Planned updates include new turf, walls, and lighting.
- **Community Improvements** include a new playground at the SAGE Center, $75,000 for the development of the original dog park, and $10,000 to Boardman Senior Center for capital projects.
- **Childcare Support:** Make an annual $30,000 donation to Families First Childcare Center to support the operational costs and provide support to our working families.

Community Identity and Safety

- **Visibility and Public Spaces:** Wayfinding and Welcome to Boardman signs, a car wash mural, community metalwork art, and crosswalk lights improve the look and experience of Boardman.
- **Main Street and Park Flowers** along Main Street, planted trees and placed park benches and flower baskets to make shared spaces more welcoming.

- **Tourism Sponsorships Annually** support the Columbia River Walleye and BAM fishing tournaments helps draw visitors to Boardman and supports local businesses.

Projects Now in Development

- **Boardman Business Center:** Approximately 20,000-square-foot mixed-use building planned for retail, services, business incubation, and offices. The project is estimated at approximately $6 million; BCDA has committed $2 million and secured a $1.5 million SBA grant.
- **Pickleball Courts:** An eight-court complex planned near the Field House for local play and tournaments, with an estimated project cost of approximately $750,000.

Figures above reflect different time periods and project stages. Planned project costs are estimates and are separate from completed investments.

PORT OF MORROW

Employee *Thanksgiving* Feast

November 20, 2026
SAGE Event Center

11:30 AM - All Staff